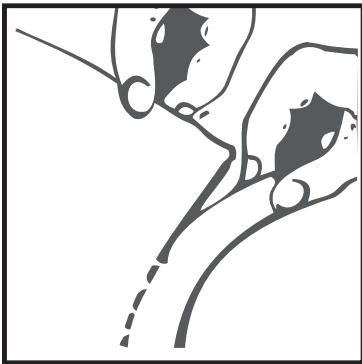


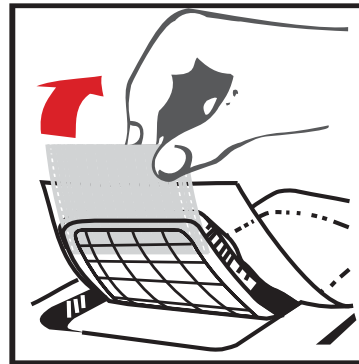


INSTRUCTIONS FOR USE

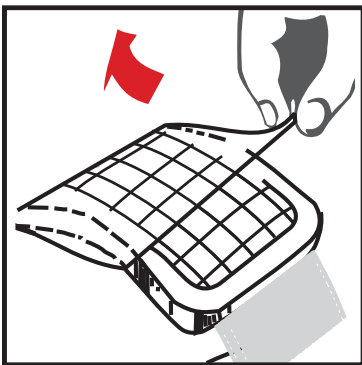
Hydrogel Dressing for Emergency Purposes



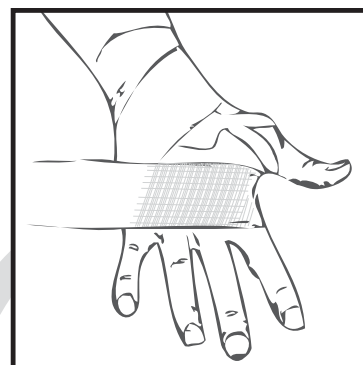
1 Tear the packaging and remove the BurnTec dressing(s)



2 Using the fiber ends, remove the hydrogel from the mould



3 Apply the hydrogel to the injured area, remove the protective foil covering



4 Fasten the hydrogel dressing to the injured area with a gauze bandage or flexible net



5 Consult a physician, Replace dressing every 24 hours, DO NOT REUSE DRESSING.

- *Cools the Injured Area*
- *Relieves Pain*
- *Does Not Stick to Wound*
- *Absorbs Exudates*
- *Accelerates Epithelization*
- *Ensures Painless Removal*
- *Non-Allergenic*



STERILE R

